

# GX500

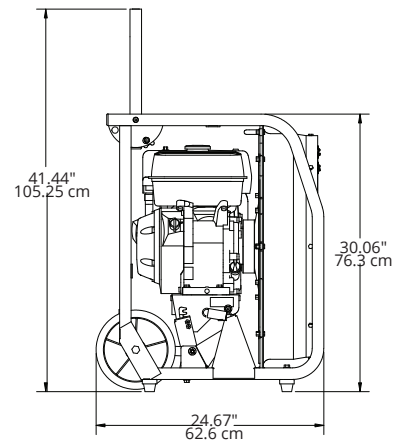
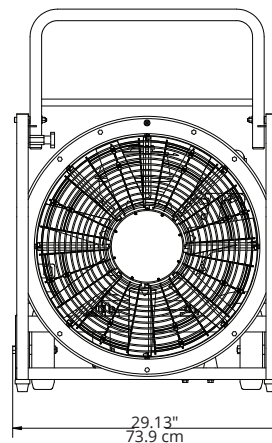

24"/60 cm

Large Structure Ventilator

Equipped with *PowerStream*® air straighteners that produce a powerful, straight, focused beam of air; allowing the fan to be set back further from a structure's entrance without sacrificing PPV performance. The GX500 offers superior ventilation with less equipment clutter and reduced noise inside the structure. The *PowerStream* FlowPath™ penetrates deeper through the structure than traditional cone of air.

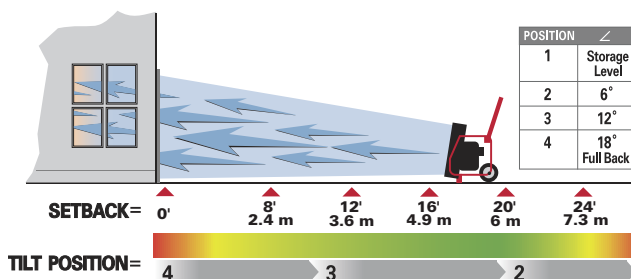
### Specifications

<b>Model</b>	<b>GX500</b>
<b>Part#</b>	GD5005, GD5003 (China CCCF certified)
<b>Weight</b>	137 lbs / 62 kg
<b>Impeller</b>	7-Blade
<b>Dimensions (h/w/d)</b>	30.06 x 29.13 x 24.67 in / 76.3 x 73.9 x 62.6 cm
<b>Engine</b>	Honda GX270 8.5 Hp / 6.3 kW
<b>Noise</b>	100 dB@3' (1 m) / 96 dB@10' (3 m)
<b>Run Time</b>	2 hrs 2 min
<b>Approval</b>	CE



### Performance

PPV Airflow	
Opening Size	
Double Door	27,800 cfm (47,260 m³/hr)
Warehouse	37,700 cfm (64,090 m³/hr)



### Available Accessories

#### BigBore™ Exhaust Diverter Adapter

Muffler Fitting  
Order # GF7110-LZ  
Compatible with Honda motors



#### Exhaust Diverter Hose

2" x 12' (5 cm x 3.6 m)  
Order # GF7115



#### Integrated Misting System

1.85 gal/min @ 100 psi  
7 l/min @ 6.9 bar  
Order # GD8111



#### Hour Meter

GX Series  
Order # GX1515  
Keep track of regular scheduled maintenance

